



**Hanham
Woods
Academy**

Steps to Success

Year 11



Future Pathways Your Child Their Future

**DREAM BIG.
WORK HARD.
ACHIEVE MORE.**



We **ASPIRE** to greatness.

We **BELIEVE** in ourselves.

We **INSPIRE** others and are inspired by others.

We **ACHIEVE** more than we ever thought possible.




ASPIRE // BELIEVE // INSPIRE // ACHIEVE

If Not You Then Who?

If Not Now Then When?

Aspire Believe *September* Inspire Achieve

Responsibility

Responsibility
Is accepting that
>>YOU<<
*are the Cause
& the Solution
of the Matter*

 Hanham Woods Academy

Dream BIG // Work Hard // Achieve More

Your child is truly amazing because.....

.....they have roots

.....they have talent / potential

.....they have a future legacy

Your child has an amazing future ahead of them because.....

....they are working / will work exceptionally hard

....they are receiving great teaching and support

.....we all have high aspirations / expectations

As a parent you might be worried about.....

.....academy in special measures won't get good results

Individual Students

A 9, 9, 9, 8, 8, 8, 8, 7, 6
B 9, 9, 9, 9, 7, 7, 7, 6, 6
C 8, 9, 9, 9, 9, 8, 7, 7, 7, A*
D 8, 8, 8, 7, 7, 7, 6, A*
E 9, 9, 9, 9, 9, 9, 8, 8, A*
F 9, 9, 8, 8, 8, 8, 8, 8, 8
G 9, 9, 9, 9, 9, 8, 8, 7, 7
H 9, 9, 9, 8, 8, 8, 7, 7, A
I 9, 9, 9, 9, 9, 8, 8, 8, 7, B

As a parent you might be worried about.....

....academy in special measures won't get good results

....my child doesn't know what they want to do next

....I don't know what to do to support my child



**Hanham
Woods
Academy**

Post 16 Pathways





Options 16

Full time education

Apprenticeship

Traineeship

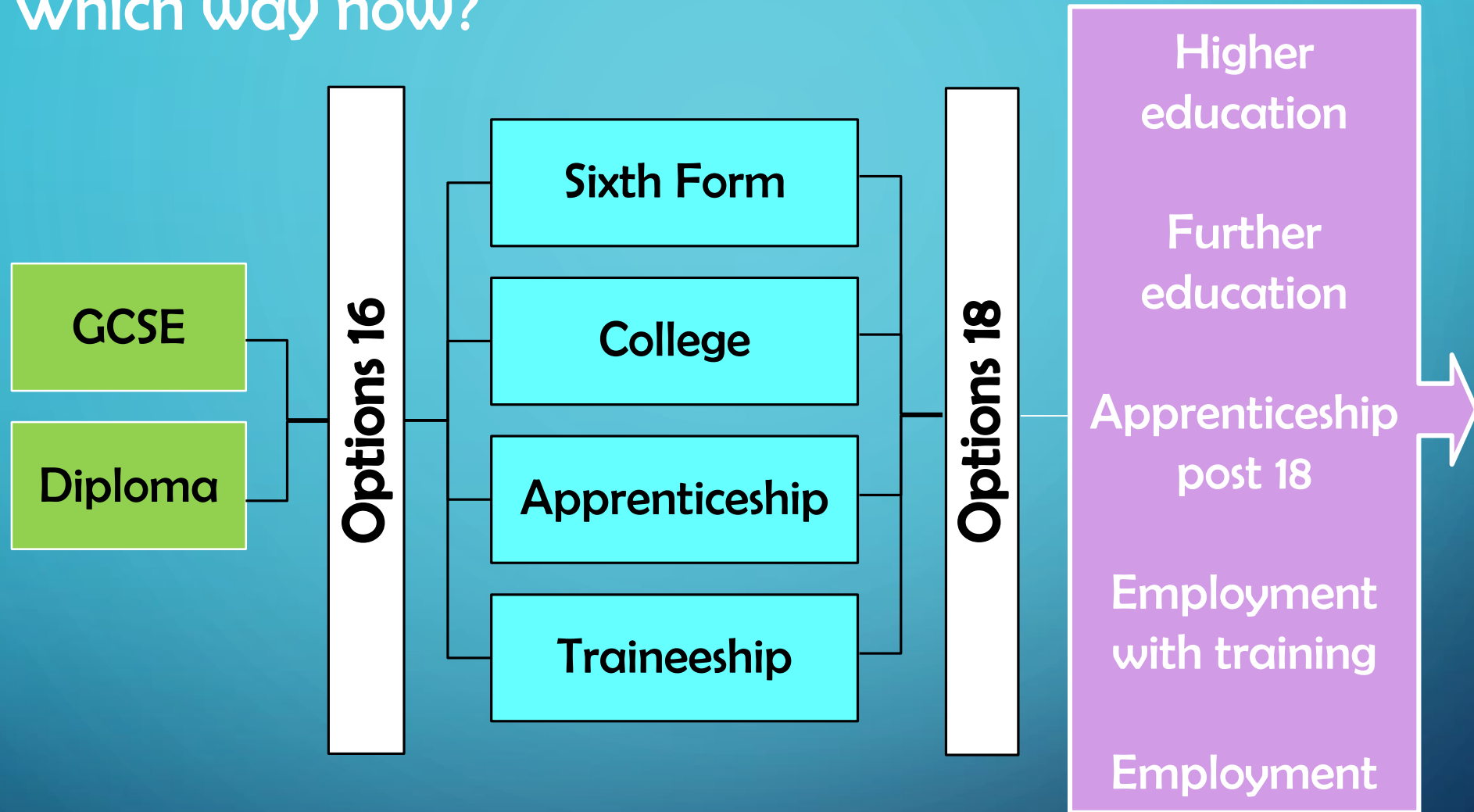
College

Sixth Form

Vocational A Level



Which way now?



Raising the Participation Age – The law has changed – young people must stay in learning until the age of 18.

From September 2013: GCSE grade 3 - U in English Language or Mathematics, students will have to continue studying this subject.

APPRENTICESHIPS

- What is an apprenticeship?
- How do you apply?
- Where do they go?
- What happens at the end of the apprenticeship?

DIFFERENT LEVELS?



They generally fall into one of three categories:

- **Intermediate** Level Apprenticeships
- **Advanced** Level Apprenticeships
- **Higher** Apprenticeships

Intermediate Apprenticeship

- Level 2
- 12-18 months
- Equivalent to 5 GCSE passes.

Advanced Apprenticeship

- Level 3
- 18-48 months
- Equivalent to 2 A-level passes.

Higher Apprenticeship

- Levels 4,5,6,7
- 24 months+
- Equivalent to foundation degree level+

Plus knowledge, competence, and employability skills

COLLEGE

- What level of course can I apply for?
- How do we apply?
- Where do I go to college?
- What happens after college?

POST 16

- What can I study?
- Where do I study?
- What happens after I complete my A Levels/ BTEC

Full time Education: Sixth form or College

Vocational courses

- Many schools offer a range of vocational courses like BTECs and OCR Cambridge qualifications to post 16 students and many more are available in colleges. By applying learning to real-life situations, these qualifications offer a more practical approach than more traditional A Level academic courses.
- **Vocational subjects** - related to a broad employment area such as business, engineering, IT, health and social care. Previously called BTECs and OCR Cambridge Nationals, if they are at Level 3 these are now called Applied Vocational Qualifications.
- **Vocational courses** - that lead to specific jobs such as hairdressing, accounting, professional cookery or plumbing. These courses are called Tech Levels (if they are at Level 3) and are offered mostly at colleges.

WHAT NEXT FOR YOUR CHILD?

- Attend open evenings/days/taster sessions
- Meeting deadlines for courses is vital
- The more training and qualifications they have the better their chances of getting and keeping a job that they enjoy
- Be well informed to make the correct choices for their future
- Maintaining good attendance and attitude to learning is vital for all applications

The 3 C's of life:
CHOICES, CHANCES, CHANGES.

You must make a
choice to take a chance
or your life will never change.



**Hanham
Woods
Academy**

Preparation for Pre-Public Examinations (PPEs) in November






Prioritising Topics

It is important to start with the topics that you are least confident or you studied a long time ago.




Using a **RAG** (RED/AMBER/GREEN) Rating approach is a great way to help prioritise your revision topics.

Red	Not confident
Amber	Unsure
Green	Confident

Example A

Topic			
Natural hazards	✓		
Plate margins	✓		
Earthquakes			✓
Volcanoes		✓	

Example B

Geography	  	
Content	Before	After
Natural hazards		
Plate margins		
Earthquakes		
Volcanoes		



Planning for Revision




Revision Timetable: 8th October to 14th October 2018

	8pm to 10pm	10pm to 11pm	11pm to 12pm	12pm to 1pm	1pm to 2pm	2pm to 3pm	3pm to 4pm	4pm to 5pm	5pm to 6pm	6pm to 7pm	7pm to 8pm	8pm to 9pm
Monday												
Tuesday												
Wednesday												
Thursday												
Friday												
Saturday												
Sunday												

Academy Day

Plan the subjects and topics that you are going to revise in the grid above. If you do not have a topic breakdown for a subject, please speak to your subject teacher for one. Remember to give yourself regular breaks and allow time to relax. It is important that you are well rested so that revision sessions are more productive and have more impact on your learning.

GCSE Revision Guide Catalogue 2019-20



Recommended Revision Text	
Book Title	GCSE AQA GEOGRAPHY For the Grade 9-1 Exams - Complete Revision & Practice
Author	CGP
Publisher	CGP
Approximate Cost	£5.50

Optional Revision Text	
Book Title	Geography GCSE - Pocket Posters: The Pocket-Sized Revision Guide
Author	Daydream Education
Publisher	Daydream Education
Approximate Cost	£3.99

Revision Guides

17 items in Revision Guides

[Collapse all](#) | [Expand all](#)

Optional trips and events

[Add to basket](#)

Name	Total cost	Enter payment amount	Pay in full?	Consent
BTEC Sport Books (33006)	£10.00	£ <input type="text" value="0.00"/>	<input type="checkbox"/>	N/A
GCSE English CGP ACHR43 Poetry guide (33006)	£2.75	£ <input type="text" value="0.00"/>	<input type="checkbox"/>	N/A
GCSE English CGP EHR41 rev guide (33006)	£2.75	£ <input type="text" value="0.00"/>	<input type="checkbox"/>	N/A
GCSE English CGP EHW41 workbook (33006)	£2.75	£ <input type="text" value="0.00"/>	<input type="checkbox"/>	N/A
GCSE French CGP FES41 rev guide (33006)	£6.50	£ <input type="text" value="0.00"/>	<input type="checkbox"/>	N/A
GCSE Geography CGP GAS41 rev guide (33006)	£5.50	£ <input type="text" value="0.00"/>	<input type="checkbox"/>	N/A
GCSE History PEARSON Crime and Punishment rev guide (33006)	£5.99	£ <input type="text" value="0.00"/>	<input type="checkbox"/>	N/A
GCSE History PEARSON Early Elizabethan England rev guide (33006)	£5.99	£ <input type="text" value="0.00"/>	<input type="checkbox"/>	N/A
GCSE History PEARSON Superpower Relations and Cold War rev guide (33006)	£5.99	£ <input type="text" value="0.00"/>	<input type="checkbox"/>	N/A
GCSE History PEARSON The USA rev guide (33006)	£5.99	£ <input type="text" value="0.00"/>	<input type="checkbox"/>	N/A
GCSE Maths CGP MQFR46 (foundation) rev guide (33006)	£2.50	£ <input type="text" value="0.00"/>	<input type="checkbox"/>	N/A
GCSE Maths CGP MQHR46 (higher) rev guide (33006)	£2.50	£ <input type="text" value="0.00"/>	<input type="checkbox"/>	N/A
GCSE PE Book (33006)	£8.50	£ <input type="text" value="0.00"/>	<input type="checkbox"/>	N/A

Your basket



Your basket is empty.

Quick links



All items

- [Revision Guides](#)
- [School Shop](#)
- [Trips and Events](#)
- [Music Lessons](#)



<https://senecalearning.com/>

Free accelerated learning platform for GCSE revision // All subjects – All exam boards // Learn twice as fast!

Why use Seneca Learning?

- doubles students' test scores
- treats each student individually
- works with senior examiners
- it's free
- makes revision engaging and fun

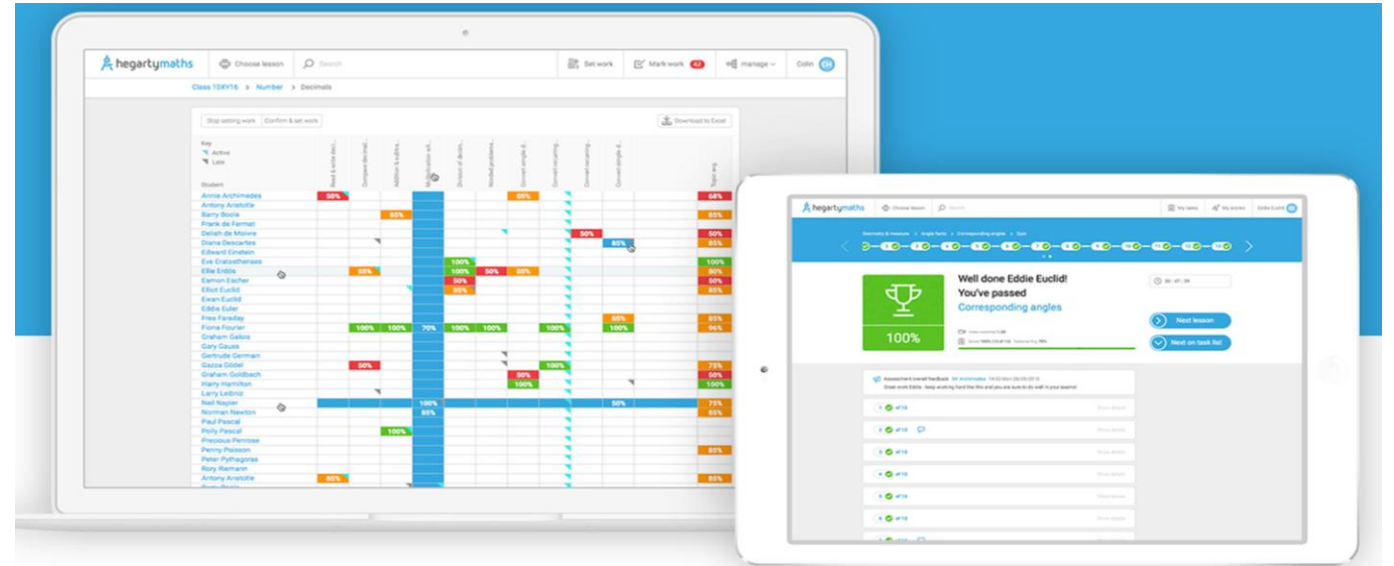
The screenshot displays the Seneca Learning app interface. On the left is a navigation menu for 'Computer Science: AQA GCSE'. The menu items are: '1 Fundamentals of Algorithms', '1.1 Fundamentals of Algorithms', '1.1.1 Computational Thinking' (highlighted in green), '1.1.2 Pseudocode & Flow Diagrams', '1.1.3 Interpreting, Correcting & Completing', '1.1.4 Searching', '1.1.5 Sorting', '2 Programming', '3 Fundamentals of D...', and '4 Computer Systems'. The main content area shows a lesson titled 'Abstraction'. The text reads: 'Abstraction is a key concept to computer science and allows us to simplify a given problem.' Below the text is an image of a lightbulb inside a thought bubble. A definition box states: 'Abstraction is a technique that simplifies a problem by removing unnecessary detail so that you can focus on the essential parts.' At the bottom of the lesson page is a blue 'Continue' button. The top right corner shows '1 / 3' and 'Typing Speed: x1.0'.

<https://hegartymaths.com>

Failure to Prepare is Preparing to Fail

Why use Hegarty Maths?

- Improves students grades in GCSEs
- Algorithm works to help students improve areas for development
- Written by subject experts
- it's free
- More engaging platform of teaching and testing



Join thousands of teachers and students who use HegartyMaths every day

1,300+

Partner Schools

20,000+

Teachers Supported

1,100,000+

Students Supported



ASPIRE // BELIEVE // INSPIRE // ACHIEVE

1. Quizzing



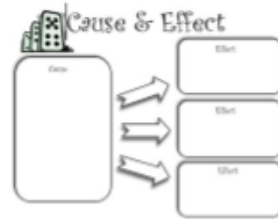
Putting information into short answer questions and answers is useful as you are doing something with the information and also can use the tests to get friends/parents to test you again at a later date. If you put the question on one side of paper or flashcard and the answer on the back then you can test yourself. Multiple choice questions are even better as you have to think about other options which leads to greater understanding.

2. Flashcards



Flashcards provide quick reference of material and force you to summarise information into an easy format. Key words and themes can be highlighted and they can be used for quick recall and repetition. They can be used to write up quizzes or plan our answers to common exam questions. They can also be used right up until the minute before the exam as they are easy to carry with you anywhere.

3. Graphic Organisers



There are lots of different templates you can use. The tricky bit will be deciding which one is best! Graphic organisers are a great way of helping you to pull out the most important information and prepare for more complicated exam questions. For example, you might note down causes and effects of something in preparation for an 'Explain why...' or 'Explain the consequences...' type question. This is incredibly effective if targeting the higher grades. You can create your own or use the many templates available to you.

4. Round the Clock Revision




These are genius! You need to break a bigger topic down into 12 themes or sections. Take each section and spend 5 minutes on each part of the clock. Before you know it you have done an hour's revision without even thinking about it...well much! To make these even special, you can highlight themes across the clock or include images to help create memory pegs for recall. This strategy is useful as it makes you commit to an hour at a time and you can see the results at the end of the revision session.




5. Cornell Method

This is a very simple technique for organising your revision notes. It takes no set up! You need a piece of A4 paper and a pen! You need to divide your page into three sections as shown here.



6. Past Paper Questions



This is the most effective use of revision time and should be a key feature of your study sessions. Using past papers helps you identify question types that are used so you can then theme your revision using some of the other strategies. Also, planning out and learning example answers will help you when you get into the exam hall. This is particularly the case where there are extended answers. Please see your teachers for a bank of exam papers or questions that you can use.

7. Mind Maps



These are a simple way to organise revision notes. They are used to help summarise key points and the nature of the design. Leads you to categorise information into themes. This is good for active revision. The best mind maps are on plain paper, landscape and have some visual hooks or colour to help key ideas stick!

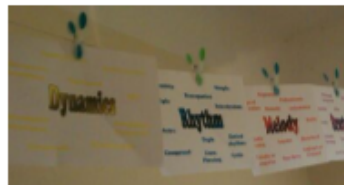
8. Mnemonics, Acronyms and Rhymes



This is useful as a hook for memorising key facts for shorter recall exam questions.


Mnemonics	R ichard O f Y ork G ave B attle I n V ain (colours of the rainbow)
Acronyms	Words that are created by the first letter of a word e.g. SMART targets: HWA (Hanham Woods Academy)
Rhymes	Creating lyrics to a song or a poem about the topic you are revising. This has 'stick power' as it is simple to remember.

9. Washing Lines



This is a great technique for helping to reorganise information. If you put information into themes on separate cards or paper, then you can set yourself different exam style questions about the content and you can then resort the information to help you answer that question. For example, organising in order of importance for an argument or balancing points on two sides of an argument.

10. A3 Posters and Post-it notes



Free up some space in your study area to put up revision posters showing the key content you have studied (summarised or categorised). This is then available for quick reference and can be checked at any point. Using post it notes can make this even more effective. For example, you could have questions on them about the content underneath so you could test yourself. Alternatively, different colour post its can highlight key themes across the information.

11. Podcasting



Recording pieces of key information can be helpful if you are on the move or have a week where you will be out of the house a lot and want to use the study time you have wisely. All you need is a method of recording yourself (e.g phone). Alternatively, audacity is a piece of free software you can use to do this using a laptop or computer. Then you can take your revision anywhere with you at any time!

12. Memory Pegs



To improve your memory, hang what you need to know on mental image pegs. Mental pegs are memory aids (visual) which help you to find information in your memory and recall it. This is really useful for needing to remember sequences, parts of a story, parts of an essay or key words and terminology. It can make the job of memorising lists much more manageable.

90 MINUTES

